


JUMBO CURTAIN CHANNEL IMPORT



K TRACK CHANNEL IMPORT



I CHANNEL



MINI SILENT CHANNEL IMPORT



M CHANNEL NORMAL



CURTAIN ACCESSORIES

MOTERIED CHANNEL



SEMI AUTOMATIC



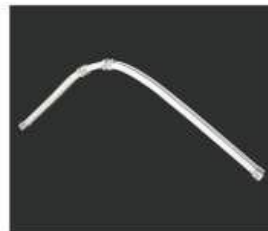
P CHANNEL



CURTAIN RIPPLE FOLD



HOSPITAL TRACKS



HARDWARE CHANNEL




ZEBRA BLIND




CURTAIN WEIGHT CHAIN



CURTAIN PANEL TRACK




ROLLER CHANNEL



ROMAN CHANNEL



STICK WIND




VERTICAL CHANNEL



CURTAIN ACCESSORIES

CURTAIN TAPE



CURTAIN RINGS





FN-812
DROP



FN-936
Ganpati



FN-815
FDL



FN-915
Tiffany Royale



FN-817
Scrub Finial



FN-934
Desire



FN-930
Raima



FN-929
Exie



XR-402
Leaf



FN-932
Ohio



Designer ROD FINIALS

ESSKAYDECORS
INNOVATIVE DECOR IDEAS



F-508
Aska



XR-404
Zado



F-514
Square
Endrail



FN-706
Dual Flower



F-507
Big Cylinder



Hexa
Endrail



Venus Ball



F-3
Square
3 Diamond



FN-711
Premium Glass
Golden



FN-711
Premium Glass
Silver





FN-711
Premium Glass
Urban



F-511
Classic Glass
Brown



F-511
Classic Glass
Golden



F-511
Classic Glass
Silver



FN-705
Diamond Disk



FN-313
Diamond Eye



Royal Ball
Smoky Finish



Royal Ball
Smoky Finish



Laria



F-514
Square Endrail



FN-905
Rail Vessel

*All Designs are Available in all Finishes



Designer ROD FINIALS

ESSKAYDECORS
INNOVATIVE DECOR IDEAS



FN-808
Cone



FN-936
Ganpati



FN-707
Swastik



XR-403
Swirl



FN-707
Swastik



XR-401
Spa



FN-803
Acorn



FN-809
Barrel



FN-801
Laze



FN-807
Premium
Wing



*All Designs are Available in all Finishes

✉ esskaydecors@gmail.com
🌐 www.esskaydecors.com



F-555 Diamond End Cap



FN-708 End Disk



FN-208 End Stop

SUPPORTS



Aroma Double Bracket



Royal Bracket



Adjustable Support Single



Aroma Single Bracket



Aroma Bracket with Track Support



Single Bracket Available in Double Bracket

WALL TO WALL



Pipe Connector



L-Band

CURTAIN T BAGS



Georgia



Diamond



Four Diamond




Geo



*All Designs are Available in all Finishes













WINDOW BLINDS










ESS KAY DECORS
TOTAL INTERIOR DÉCOR IDEAS







CODE	DESCRIPTION	IMAGE	PRICE
815	FDL		125
812	DROP		135
936	GANPATI JI		180
817	SCRUB		125

<p>FN-905</p>	<p>RAIL VESSEL FINIAL</p>		<p>125</p>
<p>FN-906</p>	<p>POT FINIAL</p>		<p>75</p>
	<p>SMALL BRACKET</p>		<p>150</p>
	<p>LONG BRACKET</p>		<p>165</p>
	<p>DOUBBLE BRACKET</p>		<p>225</p>
<p>Xr-404</p>	<p>ZADO</p>		<p>165</p>

711	PRE GLASS/ LARGE		145
	CRYSTAL END CAP		75
514	SQ. END RAIL/ANTI		95/105
711	PRE GLASS		150
FN-929	EXIE		125
402	LEAF		125

707	SWASTIK		145
FN-936	GANPATI FINIAL		150
	ROYAL BRACKET		225
	AROMA DOUBLE		195
	AROMA SINGLE		125
	DIAMOND HOLD BACK		150

401	SPA		180
403	SWRILL		180
404	ZADO		180
	FOUR DIAMOND		150
	ZORZIA		150
808	CONE FINIAL		125
FN-915	TIFFANY ROYALE		125

511	GLASS FINIAL		140
809	BARREL		140
803	ACORN		140
807	PRE WING		145
801	LAZE		145
508	ASKA		140

507	CYL. LARGE		140
313	DIAMOND EYE		150
FN-924	END STOP		90
FN-925	GEO HOLDBACK		150
706	DUAL FLOWER		150
705	END DISK		125
FN-930	RAIMA		150

<p>FN-932</p>	<p>OHIO</p>		<p>150</p>
<p>FN-934</p>	<p>DESIRE</p>		<p>150</p>
	<p>EXTENDABLE BRACKET</p>		<p>150</p>
	<p>WALL TO WALL</p>		<p>65</p>
	<p>L BEND</p>		<p>125</p>
	<p>CONNECTOR</p>		<p>90</p>

405	ROYAL BALL		350
705	DIAMOND DISK		125
	HEXA END RAIL		125
	LARIA		125
x 3	THREE DIAMOND		180
S.NO	NAME	PRICE EACH	
1	JUMBO CURTAIN CHANNEL IMPORT		
1	JUMBO SILENT	550/-	
2	JUMBO NORMAL	450/-	
3	JUMBO RUNNER	4/-	
4	JUMBO ENDCAP	10/-	

5	JUMBO CELING	15/-	
6	JUMBO BKT	15/-	
7	JUMBO DUBLE BKT	25/-	
8	JUMBO DUBLE CELING	25/-	
9	JUMBO O/L SET	250/-	
2	K- TRACK		
1	K- TRACK CHANNEL IMPORT	750/-	
2	K- TRACK RUNNER	4/-	
3	K- TRACK ENDCAP	15/-	
4	K- TRACK CELING	15/-	
5	K-TRACK BKT	15/-	
3	I CHANNEL		
1	I CHANNEL	360/-	
2	I CHANNEL RUNNER	4/-	
3	I CHANNEL ENDCAP	10/-	
4	I CHANNEL CELING	12/-	
5	I CHANNEL DUBLE CELING	25/-	
6	I CHANNEL BKT	10/-	
7	I CHANNEL MAGNET (RING)	90/-	
4	MINI SILENT		
1	MINI SILENT CHANNEL IMPORT	425/-	
2	MINI SILENT RUNNER	2.75/-	
3	MINI SILENT ENDCAP	10/-	
4	MINI SILENT CELING	15/-	
5	MINI SILENT DUBLE CELING	25/-	
6	MINI SILENT BKT	15/-	
7	MINI SILENT DUBLE BKT	25/-	
5	M CHANNEL		
1	M CHANNEL NORMAL (WHITE)	250/-	
2	M CHANNEL MEDIAM (WHITE)	360/-	
3	M CHANNEL HAVEY (OFF WHITE)	400/-	
4	M CHANNEL RUNNER	2/-	
5	M CHANNEL ENDCAP	5/-	

6	M CHANNEL CELING	3/7.5/-	
7	M CHANNEL DUBLE CELING	25/-	
8	M CHANNEL IMPORTED	10/-	
9	M CHANNEL BKT	8/-	
10	M CHANNEL BDUBLE BKT	25/-	
11	M CHANNEL O/L SET	75/-	
6	MOTERIED CHANNEL		
1	MOTERIED CHANNEL	400/RNFT	
2	MOTER	6500/ ST	
7	SEMI AUTOMATI		
1	SEMI AUTOMATIC (ROMAN CLICK) CHANNEL	750/-	
2	SEMI AUTOMATIC SET	325/-	
3	SEMI AUTOMATIC PULLI	35/-	
4	SEMI AUTOMATIC BKT	35/-	
8	ROMAN TUBLIGHT		
1	ROMAN TUBLIGHT CHANNEL	850/-	
2	ROMAN TUBLIGHT SET	180/-	
3	ROMAN TUBLIGHT PULLI	35/-	
4	ROMAN TUBLIGHT BKT	35/-	
5	ROMAN TULIGHT BICHHU BKT	30/-	
9	ROMAN NORMAL		
1	ROMAN NORMAL CHANNEL	650/-	
2	ROMAN NORMAL SET	90/125/150/-	
3	ROMAN NORMAL PULLI	20/-	
4	ROMAN NORMAL BKT	20/-	
10	ROMAN NO STITCHING		
1	ROMAN NO STITCHING CHANNEL	360/-	
2	ROMAN NO STITCHING SET	50/-	
3	ROMAN NO STITCHING ENDCAP	10/-	
4	ROMAN NO STITCHING STAR ROD PULLI		
11	FAST TRACK (HOSPITAL TRACK)		
1	FAST TRACK CHANNEL (HOSPITAL TRACK)	900/-	
2	FAST TRACK RUNNER	5/-	

3	FAST TRACK ENDCAP	10/-	
4	FAST TRACK TOP/BOTTOM SET	225/-	
5	SUSPENSION ROD 5'	150/-	
12	P CHANNEL		
1	P CHANNEL	350/-	
2	P CHANNEL RUNNER	4/-	
3	P CHANNEL ENDCAP	10/-	
4	P CHANNEL O/L	100/-	
13	POWER TRACK		
1	POWER TRACK CHANNEL	300/-	
2	POWER TRACK RUNNER	5/-	
3	POWER TRACK CELING	3/-	
4	POWER TRACK ENDCAP	5/-	
14	RIPPLE FOLD		
1	CURTAIN RIPPLE FOLD CHANNAL	650/75/-	
2	CURTAIN RIPPLE FOLD RUNNER / TAPE	85,85/-	
3	CURTAIN RIPPLE FOLD CELING	25/-	
4	CURTAIN RIPPLE FOLD BKT	25/-	
5	CURTAIN RIPPLE FOLD DUBLE BKT	45/-	
6	CURTAIN RIPPLE FOLD ENDCAP	25/-	
7	CURTAIN RIPPLE FOLD TAPE	65/85/-	
15	ROLLER		
1	ROLLER CHANNEL	650/850/-	
2	ROLLER SET	150/-	
3	ROLLER TOB/ BOTTOM	750/-	
4	38MM PIPE+ROUND BOTTOM	650/-	
5	38MM PIPE+SQ UARE BOTTOM	720/-	
6	38MM PIPE+RECTANGEL BOTTOM	720/-	
7	38MM PIPE+OVAL BOTTOM	700/-	
8	38MM PIPE+ FISH BOTTOM	720/-	
16	ZEBRA BLIND		
1	ZEBRA BLIND CHANNEL	1650/-	
2	ZEBRA BLIND SET	250/-	

3	ZEBRA BLIND TOP /BOTTOM		
4	REGULAR PALMET +38 MM PIPE +TRIANGLE BOTTOM +BOTTOM ROUND PIPE	1750/-	
5	REGULAR PALMET +38 MM PIPE+U BOTTOM LIGHT + WITH GROOVE + BOTTOM ROUND PIPE	1650/-	
6	REGULAR PALMET +38 MM PIPE+U BOTTOM HEAVY + WITH GROOVE + BOTTOM ROUND PIPE	1800/-	
17	VERTICAL		
1	VERTICAL CHANNEL	450/-	
2	VERTICAL SET	15/-	
3	VERTICAL RUNNER	3/-	
4	VERTICAL MASTER RUNNER	5/-	
5	VERTICAL ENDCAP SET	15/-	
	OTHER		
18	STICK WIND	190/225/-	
19	CURTAIN WEIGHT CHAIN 30METER	720/-	
20	CURTAIN TAPE 8/10	250/50/-	
21	CURTAIN RINGS I LITE	2.5/-	
S.NO	NAME	FOOT	
1	25MM (SS) NORMAL	15 '	250/-
2	25MM (SS) MEDIAM	15 '	350/-
3	25MM (SS)HAVEY	15 '	500/-
4	28MM WHITE	15 '	250/-
5	28 MM BROWN	15 '	250/-
6	28MM BLACK	15 '	250/-
7	28MM CHERRY	15 '	250/-
8	28 MM GOLDEN	15 '	250/-

9	28 MM COPPER	15'	250/-
10	28 MM PVC	15'	150/-
11	30MM D6	15'	250/-
12	30 MM D10	15'	250/-
13	30MM L-5	15'	250/-
14	25MM L-5	15'	300/-
15	25 MM D6	15'	300/-
16	25MM MAT FINISHING SS	15'	450/-
17	25 MM ANTIQUE ROD	12'	800/-
18	OVEL ROD	12'/15'	250/350/-
<p align="center"> B-270, Krishna Market Naharpur Village Secter-7 Rohini Delhi-110085 Near Ayyappa Temple 01127040289 /09811363717 global@esskaydecors.com /esskaydecors@gmail.com www.esskaydecors.com / in </p>			